

FALCOM SAUDI EQUITY ETF(FALCOM30 AB)

| | | | | | |
|--|-----------------------------|-------------------------------|---|--------------------------------|---------------------------|
| FUND TYPE EXCHANGE TRADED FUND | FUND CLASS GROWTH | SHARIAH COMPLIANT ✓ | FUND CATEGORY EQUITY INDEX FUND | CURRENCY SAUDI RIYAL | GEOGRAPHY LOCAL |
|--|-----------------------------|-------------------------------|---|--------------------------------|---------------------------|

FUND OBJECTIVES

FALCOM Saudi Equity ETF aims to provide investors with long term capital appreciation and growth. The Fund passively invests in the listed Saudi equities in order to achieve the results that correspond to the performance, before fees and expenses, of the Benchmark Index.

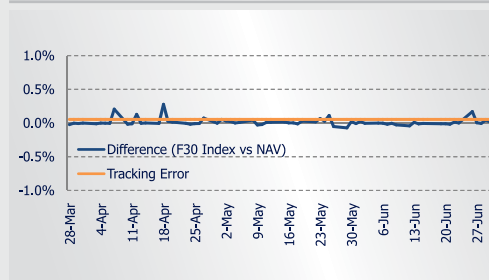
GENERAL INFORMATION

| | | | |
|----------------------|----------------------|-----------------------|--------------------------------|
| Type of Fund | Exchange Traded Fund | Management Fee (p.a.) | 0.50% of NAV |
| Inception Date | 27 March 2010 | Total Expense Ratio | 1.00% of NAV |
| Fund Currency | Saudi Riyal | Fund Benchmark | F30 FALCOM Saudi Equity Index |
| Initial Unit Value | SAR 20.00 | Fund Manager | FALCOM Financial Services |
| Current NAV/Unit | SAR 19.05 | Custodian | FALCOM Financial Services |
| Fund Net Asset Value | SAR 50,401,200.91 | Index Provider | Tadawul (Saudi Stock Exchange) |

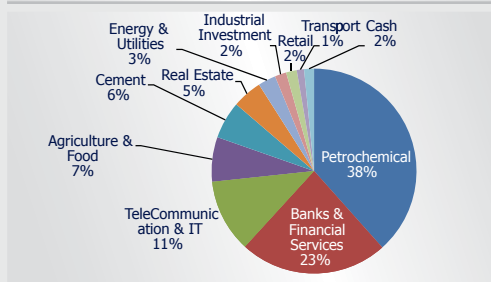
RISK AND RETURN (DAILY)

| From Fund Inception | Price | NAV | F30 Index |
|---------------------|--------|--------|-----------|
| Average Return | -0.06% | -0.07% | -0.08% |
| Standard Deviation | 1.71% | 1.79% | 1.81% |
| Return / Risk | -0.03 | -0.04 | -0.05 |
| Tracking Error | | 0.05% | |

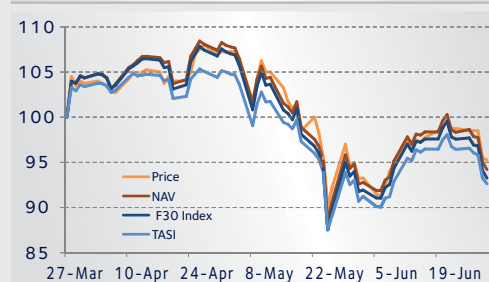
TRACKING ERROR



SECTOR ALLOCATION AS AT JUNE 30,2010



PERFORMANCE vs BENCHMARK



BASKET OF SECURITIES AS AT JUNE 30, 2010

| | | |
|--------------------------------|----------------------------------|--------------------------------------|
| SABIC (SABIC AB) 18.0% | Saudi Electricity (SECO AB) 2.8% | Sahara Petrochemical (SPC AB) 1.6% |
| Al Rajhi Bank (RJHI AB) 17.3% | YANSAB (YANSAB AB) 2.6% | Bank AlBilad (ALBI AB) 1.5% |
| Etihad Etisalat (EEC AB) 6.1% | Dar AlArkan (ALARKAN AB) 2.4% | Southern Cement (SOCCO AB) 1.3% |
| Savola Group (SAVOLA AB) 4.0% | SIIG (SIIG AB) 2.1% | Petro Rabigh (PETROR AB) 1.3% |
| Saudi Telecom (STC AB) 3.8% | Saudi Cement (SACCO AB) 1.8% | Makkah Construction (MCDCO AB) 1.2% |
| SAFCO (SAFCO AB) 3.7% | Ma'aden (MAADEN AB) 1.8% | National Shipping (NSCSA AB) 1.2% |
| Al Inmaa Bank (ALINMA AB) 3.5% | Yamamah Cement (YACCO AB) 1.8% | Bank AlJazira (BJAZ AB) 1.1% |
| Saudi Kayan (KAYAN AB) 3.4% | SIPCHEM (SIPCHEM AB) 1.8% | Jabal Omar (JOMAR AB) 1.0% |
| Al Marai (ALMARAI AB) 3.0% | Jarir Marketing (JARIR AB) 1.7% | Qassim Cement (QACCO AB) 1.0% |
| NIC (NIC AB) 3.0% | Zain KSA (ZAINKSA AB) 1.7% | Advance Polypropylene (APPC AB) 0.9% |

For more information of the fund please call 800 429 8888 or visit www.FALCOM.com.sa

Disclaimer: The Fact Sheet data is as of 30 June 2010. There is no guarantee that the Fund will continue to hold any particular securities or stay invested in any particular sectors. Holdings are subject to change. Investing in the Fund is not a deposit in, or an obligation of, and is not guaranteed by the Investment Manager. Past performance does not guarantee future results and the Fund remains subject to investment risk. The information herein (other than disclosure information relating to FALCOM Financial Services and its affiliates) was obtained from various sources and we do not guarantee its accuracy. FALCOM Financial Services makes no representations or warranties whatsoever as to the data and information provided in any third party referenced source and shall have no liability or responsibility arising out of or in connection with any such referenced website.