

# FALCOM SAUDI EQUITY ETF (Falcom30 AB)

<b>FUND TYPE</b>	<b>FUND CLASS</b>	<b>SHARIAH COMPLIANT</b>	<b>FUND CATEGORY</b>	<b>CURRENCY</b>	<b>GEOGRAPHY</b>
EXCHANGE TRADED FUND	GROWTH	✓	EQUITY INDEX FUND	SAUDI RIYAL	LOCAL

## FUND OBJECTIVES

FALCOM Saudi Equity ETF aims to provide investors with long term capital appreciation and growth. The Fund passively invests in the listed Saudi equities in order to achieve the results that correspond to the performance, before fees and expenses, of the Benchmark Index, namely FALCOM F30 Index.

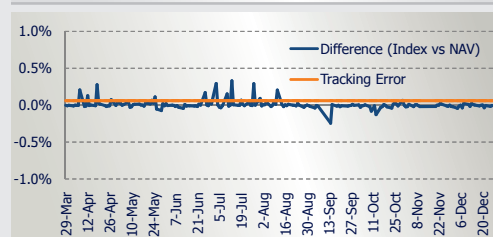
## GENERAL INFORMATION

Type of Fund	Exchange Traded Fund	Management Fee (p.a.)	0.50% (of N.A.V.)
Inception Date	27 March 2010	Total Expense Ratio	1.00% (of N.A.V.)
Fund Currency	Saudi Riyal	Fund Benchmark	F30 FALCOM Saudi Equity Index
Initial unit value	SAR 20.00	Fund Manager	FALCOM FINANCIAL SERVICES
Current NAV/Unit	SAR 21.2079	Custodian	FALCOM FINANCIAL SERVICES
Fund Net Asset Value	SAR 51,429,195	Index Provider	TADAWUL (Saudi Stock Exchange)

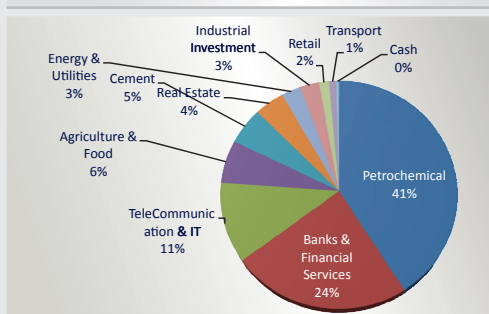
## RISK AND RETURN (DAILY)

From Fund Inception	Price	NAV	F30 Index
Average Return	0.01%	0.02%	0.01%
Standard Deviation	1.19%	1.20%	1.21%
Return / Risk	0.01	0.01	0.01
Cumulative Return	1.44	2.01%	0.36%
Tracking Error		0.06%	

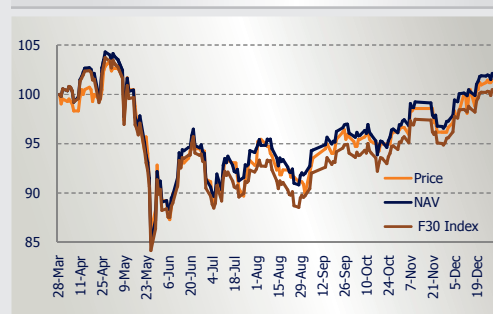
## TRACKING ERROR



## SECTOR ALLOCATION AS AT DEC. 31, 2010



## PERFORMANCE vs BENCHMARK



## BASKET OF SECURITIES AS AT DEC. 31, 2010

SABIC (SABIC AB) 19.4%	Savola Group (SAVOLA AB) 3.2%	SIIG (SIIG AB) 2.4%	Jarir Marketing (JARIR AB) 1.5%	Southern Cement (SOCCO AB) 1.0%
Al Rajhi Bank (RJHI AB) 18.6%	Al Inmaa Bank (ALINMA AB) 3.0%	Ma'aden (MAADEN AB) 2.0%	Sahara Petrochemical (SPC AB) 1.7%	Petro Rabigh (PETROR AB) 0.9%
Ethad Etisalat (EEC AB) 6.2%	Saudi Kayan (KAYAN AB) 3.2%	Dar AlArkan (ALARKAN AB) 1.6%	Jabal Omar (JOMAR AB) 1.5%	National Shipping (NSCSA AB) 1.0%
NIC (NIC AB) 4.5%	Saudi Electricity (SECO AB) 2.8%	SIPCHEM (SIPCHEM AB) 2.1%	Zain KSA (ZAINKSA AB) 1.3%	Bank AlJazira (BJAZ AB) 0.9%
SAFCO (SAFCO AB) 3.9%	Al Marai (ALMARAI AB) 2.9%	Yamamah Cement (YACCO AB) 1.7%	Bank AlBilad (ALBI AB) 1.2%	Qassim Cement (QACCO AB) 0.8%
Saudi Telecom (STC AB) 3.8%	YANSAB (YANSAB AB) 2.9%	Saudi Cement (SACCO AB) 1.8%	Makkah Construction (MCDO AB) 1.1%	Saudi Chemical (SCCO AB) 0.7%

For more information of the fund please call 800 429 8888 or visit [www.FALCOM.com.sa](http://www.FALCOM.com.sa)

**Disclaimer:** The Fact Sheet data is as of 31 December 2010. There is no guarantee that the Fund will continue to hold any particular securities or stay invested in any particular sectors. Holdings are subject to change. Investing in the Fund is not a deposit in, or an obligation of, and is not guaranteed by the Investment Manager. Past performance does not guarantee future results and the Fund remains subject to investment risk. The information herein (other than disclosure information relating to FALCOM Financial Services and its affiliates) was obtained from various sources and we do not guarantee its accuracy. FALCOM Financial Services makes no representations or warranties whatsoever as to the data and information provided in any third party referenced source and shall have no liability or responsibility arising out of or in connection with any such referenced website.